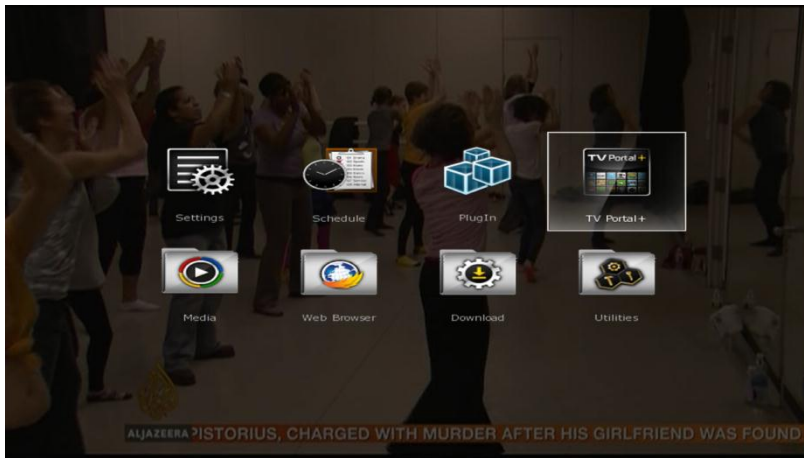



□ TV Portal+



You can enjoy more IPTV services such as News, Games, Social Media, Multimedia and Web apps as you see below.



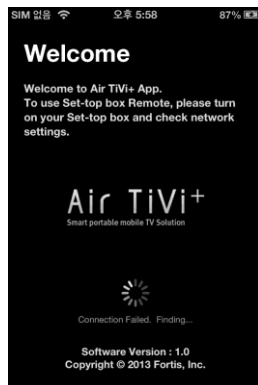
We recommend you to watch the YouTube link below for your better and rapid understanding.

<http://youtu.be/16i8dds6h00>

Remark

- ** This function will be available only HS 7000 series with Nand flash models.
- ** This function is dependent on Internet speed.
- ** Please do not change resolution while this function is working.

□ Air TiVi+



You can **share live channels** with PC, iPhone or iPad within home network.

So, this function can be considered as a separated PIP (One channel for Receiver and Another channel for PC, iPhone or iPad)

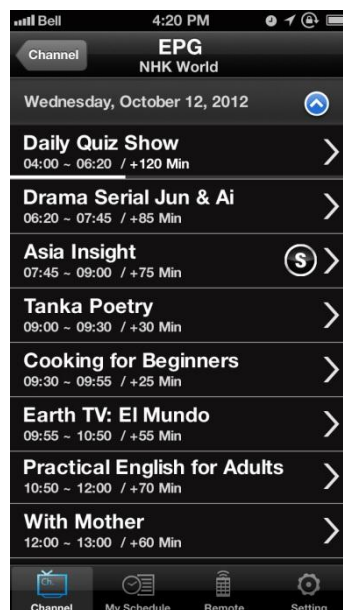
You can find Air TiVi+ application in accordance with your device below.

Device	iPhone or iPad	Android Phones	PC
App name	Air Tivi+		
Download	App store	Google store	PC tool will be released
Time	Within beginning of Apr	Will be released in May	Will be released in May

You can **set recording schedule** through your iPhone, iPad, PC and Android Phones, and also can use the phones as **remote control unit**.

Smart portable mobile TV Solution

This function will be more enjoyable and powerful in Twin Tuner model because you can change the channels of the sub screen (iPhone, iPad, Android phones, or PC) without regard to the channel on the main screen of TV.



Remark

** This function will be available HS 7000 series and HS 8000 series only.



It supports the functions as below.

- ** Searching Channel List and EPG with iPhone, iPad and Android Phones.
- ** Remote controlling function with iPhone, iPad and Android Phones.
- ** Set Recording schedule with iPhone, iPad and Android Phones.

Remark

- ** If **media server** function is running on your receiver within home network, Air TiVi+ will detect your receiver automatically when the application starts up.
- ** Or you can put your IP address manually in the setting menu on your iPhone, iPad and Android phone.



In the setting menu, you will see the STB list within home network if media server function is ON.

Or you can put your IP address manually in the setting menu.



**** From Air Tivi+ API, You can make your own application with further functions.
If you would like to make your own application, please let us provide you Air Tivi+ API.**